

MODEL: 8005-952-899

SPECIFICATIONS:

MODEL NUMBER: 8005-952-899

PUMP DESIGN: Positive Displacement 3 Chamber Diaphragm Pump

CAM: 2.5 Degree

MOTOR: Permanent Magnet, P/N 11-196-00

VOLTAGE: 24/36 VDC Nominal

PRESSURE SWITCH: None

LIQUID TEMPERATURE: 180 Degrees Fahrenheit (82 Degrees Centigrade) Max.

PORTS: 3/8"-18 NPT Female

MATERIAL OF CONSTRUCTION:

PLASTICS- Nylon

VALVES- EPDM

DIAPHRAGM- Santoprene

FASTENERS- Stainless Steel

NET WEIGHT: 5.6 Lbs (2.5 Kg)

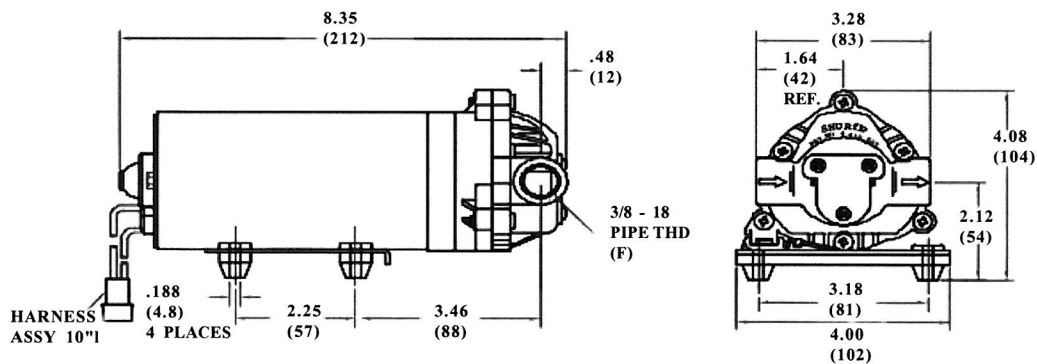
DUTY CYCLE: Continuous (See Temperature Rise Chart)

APPROVALS: NSF Listed

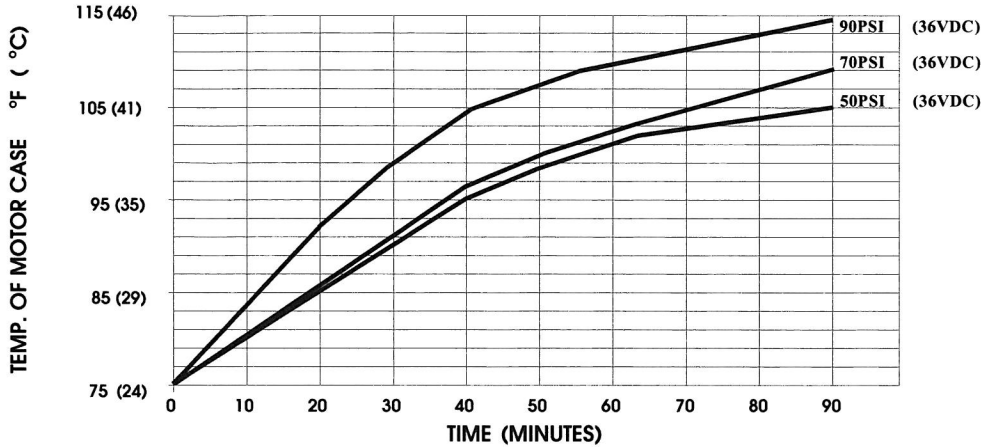
TYPICAL APPLICATIONS: R.O. Booster Pump

BYPASS: 100 PSI

DIMENSIONS:

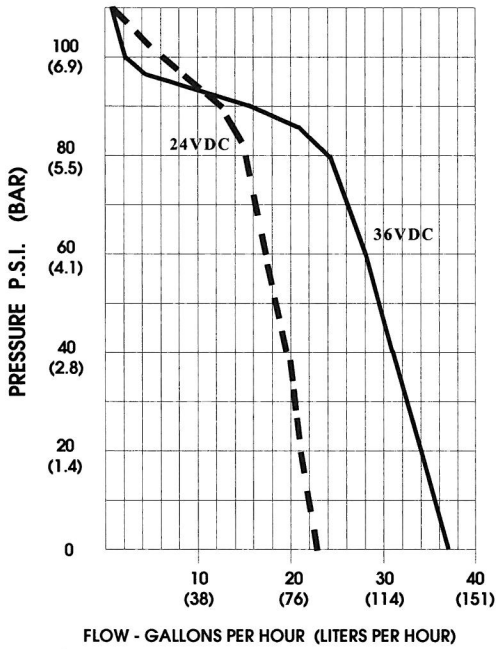


TEMPERATURE RISE



THIS GRAPH IS FOR USE AS A DESIGN GUIDE. IT IS BASED ON RUNNING CONTINUOUSLY WITH AN AMBIENT TEMPERATURE OF 75 ° F IN STILL AIR.

TYPICAL PERFORMANCE



PRESSURE (PSI)	FLOW (GPH/LIT)	RPM MIN/MAX	CURRENT (AMPS)	VOLTAGE (VOLTS)
OPEN	36.7/139 22.6/86	920/925 600/605	0.31 0.28	36 VDC 24VDC
10	35.4/134 21.9/83	905/910 580/585	0.40 0.35	36VDC 24VDC
20	33.7/128 20.8/79	885/890 560/565	0.48 0.43	36VDC 24VDC
30	32.1/121 20.1/76	860/870 535/545	0.56 0.52	36VDC 24VDC
40	30.4/115 19.6/74	850/855 515/530	0.63 0.59	36VDC 24VDC
50	29.3/111 18.7/71	840/845 495/515	0.69 0.65	36VDC 24VDC
60	28.0/106 17.7/67	820/825 485/500	0.76 0.72	36VDC 24VDC
70	26.2/99 16.7/63	810/815 470/480	0.82 0.78	36VDC 24VDC
80	24.4/92 15.4/58	790/795 460/470	0.88 0.85	36VDC 24VDC
90	21.9/83 12.8/48	780/785 440/450	0.94 0.90	36VDC 24VDC
100	16.1/61 6.0/22.7	770/775 435/440	0.99 0.95	36VDC 24VDC

-SPECIFICATIONS SUBJECT TO CHANGE WITHOUT NOTICE.
-ALL DATA BASED ON TESTING WITH WATER AT AMBIENT TEMPERATURE.